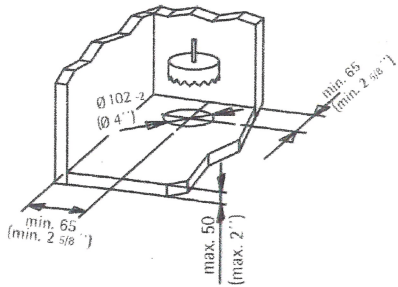







**GB** Assembly Instructions—Overhead installation



**GB** Hole saw Ø 102 mm  
Order number 990.90.170



**Attention:**

**GB** Please ensure that the overhaed structure (e.g. shelf, cabinet, etc.) is securely fixed to the wall when performing an overhaed installation.



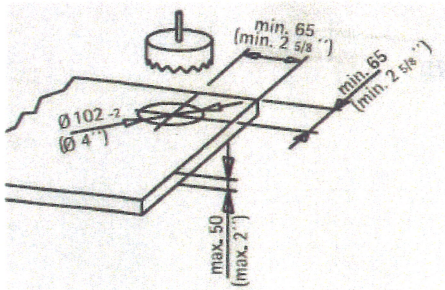
**Attention:**

**GB** It is strongly recommended that this product be installed by a qualified electrician. It is obligatory that any connection to the main electricity supply be made by a qualified electrician.





If the supply cord is damaged, it shall be replaced by the manufacturer or its service agent or similarly qualified person in order to avoid a hazard



GB Assembly Instructions—Work surface installation



GB Hole saw  $\varnothing$  102 mm  
Order number 990.90.170



Attention:

GB It is strongly recommended that this product be installed by a qualified electrician. It is obligatory that any connection to the main electricity supply be made by a qualified electrician.

If the supply cord is damaged, it shall be replaced by the manufacturer or its service agent or similarly qualified person in order to avoid a hazard